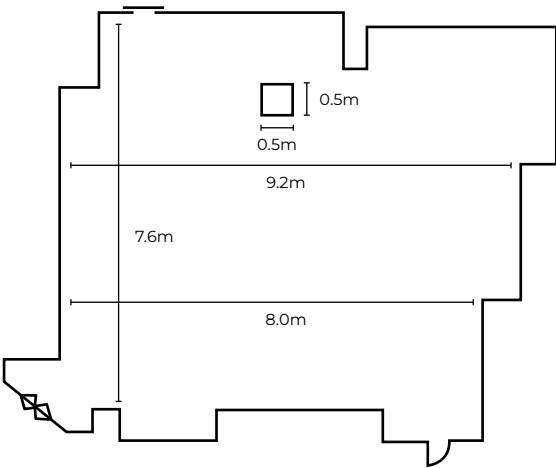
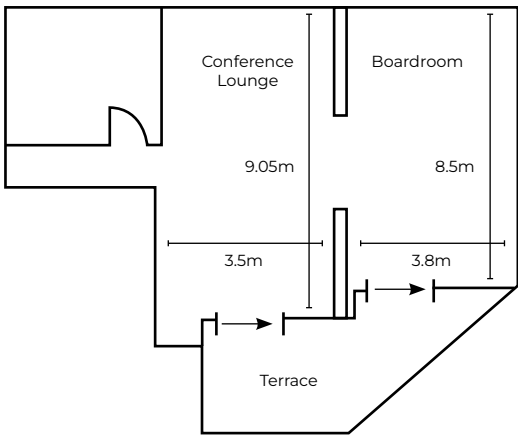


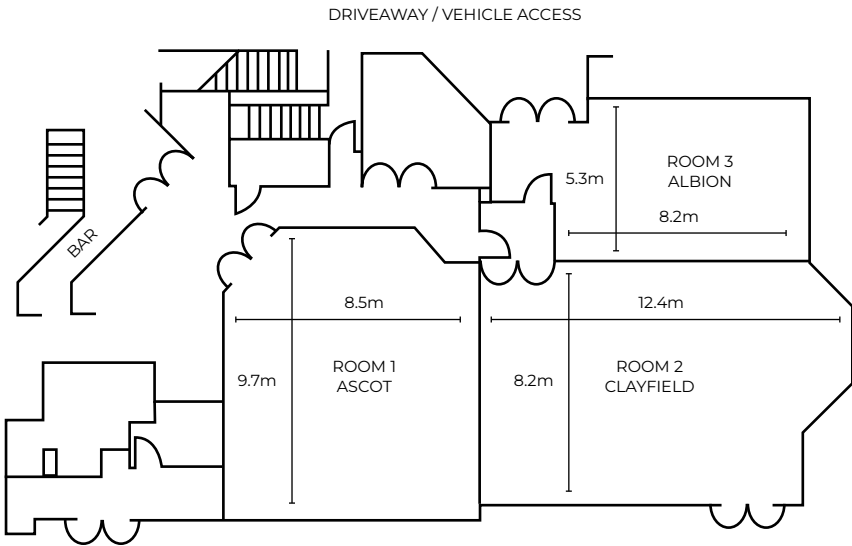
FLOOR PLANS



NEWSTEAD ROOM
Ground floor



EXECUTIVE BOARDROOM
Level 1



HAMILTON ROOM
Ground floor

*Rooms not to scale.

CAPACITIES

Room	SQM	Banquet	Cabaret	Theatre	Classroom	Boardroom	U-shape	Cocktail
Hamilton Room	340.2m ²	170	112	300	100	46	46	300
Ascot Room	82.5m ²	40	32	60	30	20	20	60
Clayfield Room	101.6m ²	50	40	70	48	20	20	80
Albion Room	43.4m ²	20	16	25	15	12	12	30
Boardroom	40m ²	-	-	-	-	18	18	30
Newstead Room	84.1m ²	50	32	60	36	20	20	50
Poolside	-	100	-	-	-	-	-	300

Cabaret

Banquet

Theatre

Classroom

Boardroom

U-shape

Cocktail